



INSTITUTO DE ACUEDUCTOS Y ALCANTARILLADOS NACIONALES

DIRECCIÓN COMERCIAL

OPERACIONES COMERCIALES

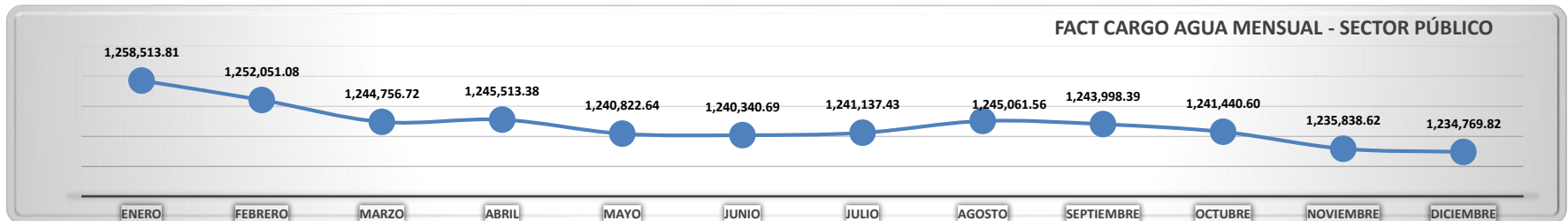
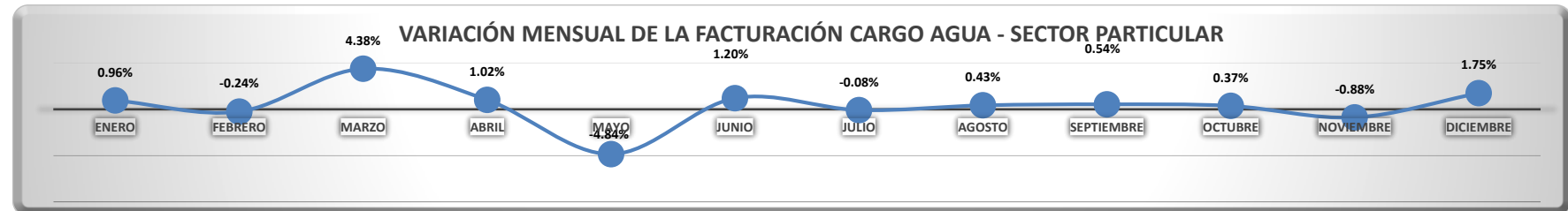
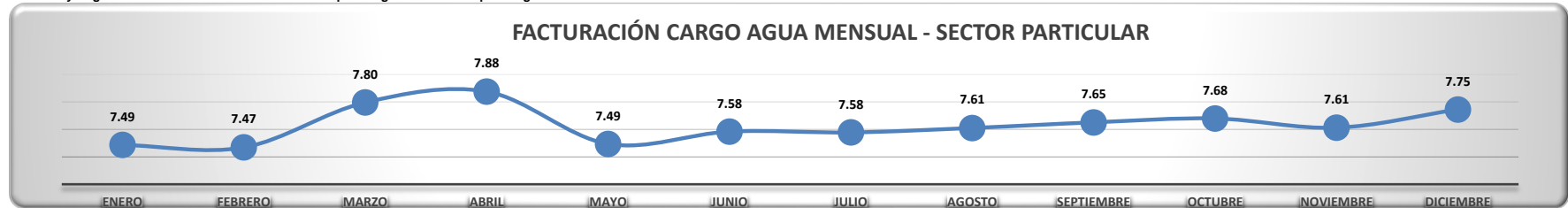
CUADRO NO.2: FACTURACIÓN TOTAL CARGO AGUA POR SECTOR Y VARIACIONES MENSUALES

ENERO A DICIEMBRE 2015

(EN BALBOAS)

| Sector | Enero | Febrero | Marzo | Abril | Mayo | Junio | Julio | Agosto | Septiembre | Octubre | Noviembre | Diciembre | Total Acumulado |
|--------------------------|---------------------|---------------------|---------------------|---------------------|---------------------|---------------------|---------------------|---------------------|---------------------|---------------------|---------------------|---------------------|-----------------------|
| Residencial | 5,355,463.81 | 5,317,899.68 | 5,555,188.58 | 5,627,826.35 | 5,312,662.02 | 5,389,763.41 | 5,395,390.95 | 5,410,126.89 | 5,416,000.07 | 5,416,818.10 | 5,401,313.48 | 5,481,080.79 | 65,079,534.13 |
| Comercial Industrial | 2,131,228.17 | 2,150,790.24 | 2,240,760.16 | 2,247,620.34 | 2,181,260.74 | 2,194,159.32 | 2,182,337.17 | 2,200,014.91 | 2,235,056.53 | 2,262,584.71 | 2,210,802.40 | 2,264,085.73 | 26,500,700.42 |
| Sector Particular | 7,486,691.98 | 7,468,689.92 | 7,795,948.74 | 7,875,446.69 | 7,493,922.76 | 7,583,922.73 | 7,577,728.12 | 7,610,141.80 | 7,651,056.60 | 7,679,402.81 | 7,612,115.88 | 7,745,166.52 | 91,580,234.55 |
| Variación % | 0.96% | -0.24% | 4.38% | 1.02% | -4.84% | 1.20% | -0.08% | 0.43% | 0.54% | 0.37% | -0.88% | 1.75% | 4.60% |
| Sector Público | 1,258,513.81 | 1,252,051.08 | 1,244,756.72 | 1,245,513.38 | 1,240,822.64 | 1,240,340.69 | 1,241,137.43 | 1,245,061.56 | 1,243,998.39 | 1,241,440.60 | 1,235,838.62 | 1,234,769.82 | 14,924,244.74 |
| Variación % | -0.60% | -0.51% | -0.58% | 0.06% | -0.38% | -0.04% | 0.06% | 0.32% | -0.09% | -0.21% | -0.45% | -0.09% | -2.50% |
| Totales | 8,745,205.79 | 8,720,741.00 | 9,040,705.46 | 9,120,960.07 | 8,734,745.40 | 8,824,263.42 | 8,818,865.55 | 8,855,203.36 | 8,895,054.99 | 8,920,843.41 | 8,847,954.50 | 8,979,936.34 | 106,504,479.29 |
| Variación % | 0.73% | -0.28% | 3.67% | 0.89% | -4.23% | 1.02% | -0.06% | 0.41% | 0.45% | 0.29% | -0.82% | 1.49% | 3.57% |

Fuente: Synergía Comercial 4.1/ Módulo de Facturación por Cargo/ Variables: Importe Agua/ Criterios: Tarifa/Mes





INSTITUTO DE ACUEDUCTOS Y ALCANTARILLADOS NACIONALES
DIRECCIÓN COMERCIAL
OPERACIONES COMERCIALES
 CUADRO NO.2: FACTURACIÓN TOTAL CARGO AGUA POR SECTOR Y VARIACIONES MENSUALES
 ENERO A DICIEMBRE 2015

